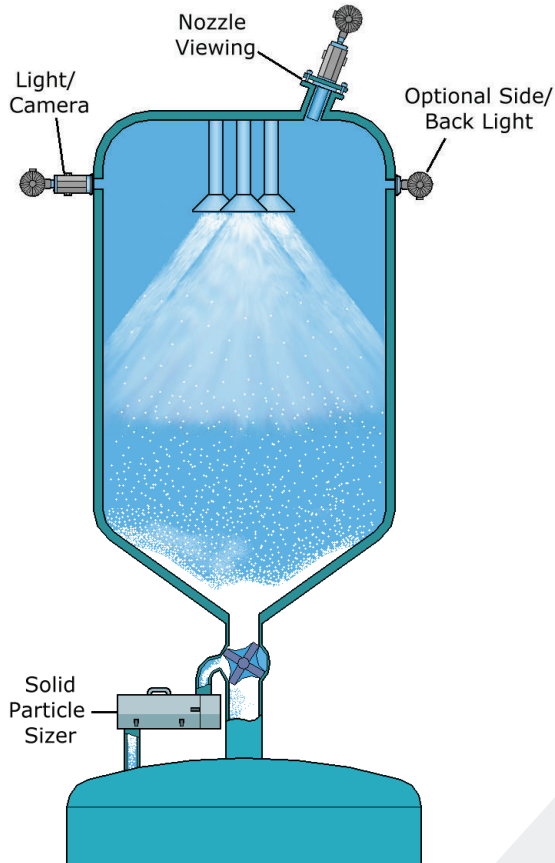


PROCESS TECHNOLOGY

SPRAY DRYER MONITORING SYSTEM



APPLICATIONS

- Dairy Powders
- Pharmaceutical Powders
- Tablet Coaters

MOUNTING CONNECTIONS

- Flanged
- Tri-Clamp®
- Dairy Fittings

SPRAY DRYER MONITORING

Canty Spray Dryer Monitoring Systems are vision based, industrial camera / light combinations used to view spray nozzle patterns in real time. This allows operators to see changes in the profile of the spray pattern, and detect clogging before it becomes a problem. Operators can easily view for product build-up before there is a chance for fire.

This Vision System can be automated by the Canty Vector™ Image Processor to measure the size and shape of the spray pattern profile. Alarms can then be sent to the control system if nozzles clog or the spray pattern changes.

PARTICLE SIZE MEASUREMENT


The Canty Solid Sizer™ and Vector™ System can be used simultaneously with the spray nozzle monitoring system to determine the final product size. Particles ranging from .002" to .24" (50 micron - 6mm) are analysed using 2 dimension imaging software for true size and shape information.

Results can be sent to the control system, allowing pressure adjustments to be made automatically.

A full particle size distribution can be obtained or just critical measuring points. All results can be saved to a file for a historical record.

FEATURES

- Fiber Optic "Cold" Light Means No Product Bake-On
- Fused Glass Interface
- Multiplexing Video Inputs
- World Wide Approvals to FM, CSA, and ATEX
- Single Nozzle Viewing / Illuminating
- Remote Dimmer
- Spray Rings Available For Cleaning
- Multiple Outputs Such As 4-20mA, Or TCP/IP Interfaces Can Be Used



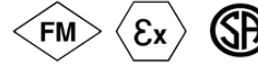
Ordering Information

HOW TO ORDER: Select the appropriate symbols and build a part number as shown:

Upper Nozzle Mount Camera / Light (39° View H) (Includes Spray Ring)

EXAMPLE:

SDTM - B61B31J



Camera

- B = B/W
- C = Color
- L = Low Light B/W

Rating

- 6 = NEMA 4, IP66
- 7 = Explosion proof / Flame proof

Camera Power Supply

- 1 = 115V AC, US format
- 2 = 230V AC, European format

Light

- J = HYL80-1SRDO (115V AC)
- G = HYL80-1SRDO (230V AC)

Non Wetted Material

- 0 = None required
(Tri-Clamp®, or Customer supplied)
- 1 = Stainless Steel 316L
- 2 = Carbon Steel

Wetted Material*

- B = Stainless Steel 316L
- D = Hastelloy® C276
- E = Hastelloy® C-22®

Mounting Connection

- 1 = 3" 150#
- 2 = DN80 PN16
- 3 = 4" 150#
- 4 = DN100 PN16
- 5 = 3" Tri-Clamp®
- 6 = 4" Tri-Clamp®

See Vector™ datasheet No. TA9562 for Process control

Side Wall Flush Mount Camera / Light (Includes Spray Ring)

SDSW - B611B11J

Camera

- B = B/W
- C = Color
- L = Low Light B/W

Rating

- 6 = NEMA 4, IP66
- 7 = Explosion proof / Flame proof

Camera Power Supply/Video Format

- 1 = 115V AC, US format
- 2 = 230V AC, European format

View Angle

- 1 = 41°H x 31°V
- 2 = 56°H x 43°V

Light

- J = HYL80-1SRDO (115V AC)
- G = HYL80-1SRDO (230V AC)

Non Wetted Material

- 0 = None Required. Customer Supplied
- 1 = Stainless Steel 316L
- 2 = Carbon Steel

Wetted Material*

- B = Stainless Steel 316L
- D = Hastelloy® C276
- E = Hastelloy® C-22®

Mounting Connection

- 1 = 3" 150#
- 2 = DN80 PN16
- 3 = 4" 150#
- 4 = DN100 PN16

See Vector™ Data Sheet No. TA9562-1 for Process Control

On-Line Particle Size System

Solid Sizer	U.S. Video Format.	Model No. SPA-6000.	Ref Data Sheet No. TA8748-1
	European Video Format.	Model No. SPC-6000.	Ref Data Sheet No. TA8748-1
Vector™ System (Desk Mount)	U.S. Video Format.	Model No. VCB500-PS.	Ref Data Sheet No. TA9562
	European Video Format.	Model No. VPB500-PS.	Ref Data Sheet No. TA9562

* Canty Reserves the right to upgrade to Hastelloy®, at their cost