

## DIFFERENTIAL PRESSURE SWITCH



### FEATURES

- Sealed Metal Bellows Sensors
- Welded 316 Stainless Steel Sensors
- Gasketed Die-Cast Aluminum Enclosure with Epoxy Coating
- Single Switch Output
- Adjustable Ranges:  
30 "Hg Vac to 90 psid (-1 to 6 bar)

## OVERVIEW

The J21K differential pressure switch monitors the difference between two system pressures or vacuums and senses excessive flow deviation, or verifies that a filter is clogged.

The J21K's rugged design - with epoxy coated enclosure and sealed metal bellows - lends itself to exacting applications. Widely used in refrigeration (chiller) and compressor applications, the J21K can be used for filter status monitoring and proof of flow.

## FEATURES

- Designed to meet Enclosure Type 4X (with watertight conduit fitting)
- UL listed and cUL certified
- Optional ATEX and Rostechnadzor (GOST-R) intrinsic safety compliance
- Optional adjustable deadband
- Single switch output
- Opposing bellows design



J21K-150 differential pressure switch with nickel-plated brass pressure connections and brass bellows



J21K-254 differential pressure switch with brass pressure connections and phosphor bronze bellows

### Reading Office

Cutbush Park, Danehill, Lower Earley,  
Reading, Berkshire. RG6 4UT. UK.  
Tel: +44 (0)118 9311188  
Email: info@able.co.uk

### Aberdeen Office

Unit 6 Airside Business Park, Kirkhill Industrial Estate,  
Dyce, Aberdeen. AB21 0GT. UK.  
Tel: +44 (0)1224 725999  
Email: ab@able.co.uk

Internet: www.able.co.uk  
e-procurement: www.247able.com  
Registered in England No: 01851002  
VAT No: GB 417 2481 61



**SPECIFICATIONS**

<b>STORAGE TEMPERATURE</b>	-65 to 160°F (-54 to 71 °C)
<b>AMBIENT TEMPERATURE LIMITS</b>	-40 to 160°F (-40 to 71 °C); Set point typically shifts less than 1% of range for a 50°F (28°C) ambient temperature change
<b>SET POINT REPEATABILITY</b>	±1% of full scale range
<b>SHOCK</b>	Set point repeats after 15 G, 10 millisecond duration
<b>VIBRATION</b>	Set point repeats after 2.5 G, 5-500 Hz
<b>ENCLOSURE</b>	Die cast aluminum, epoxy powder coated, gasketed
<b>ENCLOSURE CLASSIFICATION</b>	Designed to meet enclosure type 4X requirements with M900 option (watertight conduit fitting)
<b>SWITCH OUTPUT</b>	One SPDT snap action switch; switch may be wired "normally open" or "normally closed"
<b>ELECTRICAL RATING</b>	15 A 125/250/480 VAC resistive. Electrical switches have limited DC capabilities. Consult factory for additional information.
<b>WEIGHT</b>	Approximately 2 lbs. (0.90 kg.)
<b>ELECTRICAL CONNECTION</b>	7/8" diameter conduit hole
<b>PRESSURE CONNECTION</b>	Models 127-150, 232-254, 357, 16020: 1/4" NPT (female); models S127B-S150B, 16021: 1/2" NPT (female)



## APPROVALS



### **UNITED STATES AND CANADA**

UL listed, cUL certified  
UL 508; CSA C22.2, no. 14 File # E42272



### **EUROPE**

#### **Low Voltage Directive (LVD) 73/23/EC & 93/68/EEC**

Compliant to LVD  
Products rated lower than 50 VAC and 75 VDC are outside the scope of the LVD

#### **Pressure Equipment Directive (PED) 97/23/EC**

Compliant to PED  
Products rated lower than 7.5 psi are outside the scope of the PED



### **ATEX Directive (94/9/EC)**

#### **II 1G Ex ia IIC T6 Ga (Optional - code M405)**

-50°C ≤ Tamb ≤ +60°C  
UL International DEMKO A/S (N.B.#0539)  
Certificate # DEMKO II ATEX 1105261X  
EN 60079-0, 60079-11, 60079-26



### **RUSSIA**

#### **Rostechnadzor Permit and GOST-R CoC (Optional - code M406)**

0ExiaIIC T6  
Tamb = -50C to +60C  
NANIO CCVE Certification Center  
Certificate # ROSS US.GB05.Bo2933  
GOST R 51330.0, 51330.1, 51330.10 & 51330.14

#### **Reading Office**

Cutbush Park, Danehill, Lower Earley,  
Reading, Berkshire. RG6 4UT. UK.  
Tel: +44 (0)118 9311188  
Email: info@able.co.uk

#### **Aberdeen Office**

Unit 6 Airside Business Park, Kirkhill Industrial Estate,  
Dyce, Aberdeen. AB21 0GT. UK.  
Tel: +44 (0)1224 725999  
Email: ab@able.co.uk

Internet: www.able.co.uk  
e-procurement: www.247able.com  
Registered in England No: 01851002  
VAT No: GB 417 2481 61



## MODEL CHART

Model	Adjustable Set Point Range		Deadband		Differential Proof Pressure**		Working Pressure*	
	psid (unless noted)	bar (unless noted)	psi (unless noted)	bar (unless noted)	psid	bar	psi (unless noted)	bar
Welded 316L stainless steel bellows with 1/2" NPT (female) pressure connections								
S127B	30 "Hg Vac to 0	-1 to 0	0.4 to 0.6 "Hg	13,5 to 20,3 mbar	15	1.0	30 "Hg Vac to 0	-1 to 0
S140B	0 to 6	0 to 0,4	0.1 to 0.4	6,9 to 27,6 mbar	6	0,4	30 "Hg Vac to 30	-1 to 2,1
S150B	0 to 40	0 to 2,8	0.3 to 0.7	20,7 to 48,3 mbar	300	20,7	30 "Hg Vac to 300	-1 to 20,7
16021	1 to 15	0,07 to 1,0	0.1 to 0.6	6,9 to 41,4 mbar	125	8,6	30 "Hg Vac to 125	-1 to 8,6
316L welded stainless steel bellows with 1/4" NPT (female) pressure connections								
357	0 to 70	0 to 4,8	2 to 4	0,1 to 0,3	70	4,8	30 "Hg Vac to 350	-1 to 24,1
Brass bellows with 1/4" NPT (female) pressure connections								
127	30 "Hg Vac to 0	-1 to 0	0.4 to 0.6 "Hg	13,5 to 20,3 mbar	15	1.0	30 "Hg Vac to 0	-1 to 0
140	0 to 6	0 to 0,4	0.1 to 0.4	6,9 to 27,6 mbar	6	0,4	30 "Hg Vac to 30	-1 to 2,1
150	0 to 40	0 to 2,8	0.3 to 0.7	20,7 to 48,3 mbar	40	2,8	30 "Hg Vac to 180	-1 to 12,4
16020	1 to 15	0,07 to 1,0	0.1 to 0.6	6,9 to 41,4 mbar	125	8,6	30 "Hg Vac to 125	-1 to 8,6
Phosphor bronze bellows with 1/4" NPT (female) pressure connections								
232	0 to 25	0 to 1,7	0.6 to 1	41,4 to 68,9 mbar	25	1,7	30 "Hg Vac to 110	-1 to 7,6
254	0 to 90	0 to 6,2	2 to 4	0,1 to 0,3	90	6,2	30 "Hg Vac to 200	-1 to 13,8

\***Working Pressure Range:** The pressure range within which two opposing sensors can be safely operated and still maintain set point adjustability.

\*\* **Differential Proof Range:** The maximum differential pressure to which a pressure sensor may be occasionally subjected, which causes no permanent damage. The unit may require calibration (e.g. start up, testing)

## HOW TO ORDER

### BUILDING A PART NUMBER

#### Select a **Type**

Refer to the "Type" section below

Determine type number based on switch output, enclosure, adjustment and reference.

Fill in the type portion of your part number with the corresponding number.

#### Select a **Model**

Refer to the "Model Charts"

Determine model based on adjustable range, deadband and proof pressure.

Fill in the model portion of your part number with the corresponding number.

#### Select an **Option**

Refer to the "Options" section

Determine option number based on switch output, optional materials or other product enhancements.

Fill in the option portion of your part number with the corresponding number. Leave "option" portion blank if no options are needed.

FOR MULTIPLE OPTIONS: Call United Electric Controls.

TYPE	DESCRIPTION
Differential Pressure	Type J21K - one SPDT output, internal adjustment with no reference dial.
<b>SWITCH OPTIONS*</b>	
0140	Gold contacts, 1 A 125 VAC resistive
0500	Close deadband, 5 A 125/250 VAC resistive
1520	Adjustable deadband, 15 A 125/250/277 VAC resistive; adjustment wheel changes rise setting only. If adjustment on fall setting is required use primary adjustment
1535	High ambient, 15 A 125/250 VAC resistive; temperatures up to 250°F (121 °C)
1537	Vapor sealed switch, 15A 125/250 VAC resistive
<b>OTHER OPTIONS</b>	
M201	Factory set one switch; specify increasing or decreasing pressure and set point
M277	Range indicated on nameplate in kPa or MPa, factory selected
M278	Range indicated on nameplate in Kg/cm <sup>2</sup>
M405	European ATEX Intrinsic Safety compliance
M406	Intrinsic safety compliance per Russian Rostechnadzor (GOST-R)
M444	Paper ID tag
M446	Stainless steel ID tag & wire attachment
M550	Oxygen service cleaning; alcohol cleaning to remove residue from the process connection. NOT AVAILABLE MODEL 254
M900	Watertight conduit fitting; converts 7/8" hole to 1/2" NPT fitting. Required for product to meet Enclosure Type 4X

\*All switches have limited DC capabilities. Consult factory for details.

#### Reading Office

Cutbush Park, Danehill, Lower Earley,  
Reading, Berkshire. RG6 4UT. UK.  
Tel: +44 (0)118 9311188  
Email: info@able.co.uk

#### Aberdeen Office

Unit 6 Airside Business Park, Kirkhill Industrial Estate,  
Dyce, Aberdeen. AB21 0GT. UK.  
Tel: +44 (0)1224 725999  
Email: ab@able.co.uk

Internet: www.able.co.uk  
e-procurement: www.247able.com  
Registered in England No: 01851002  
VAT No: GB 417 2481 61

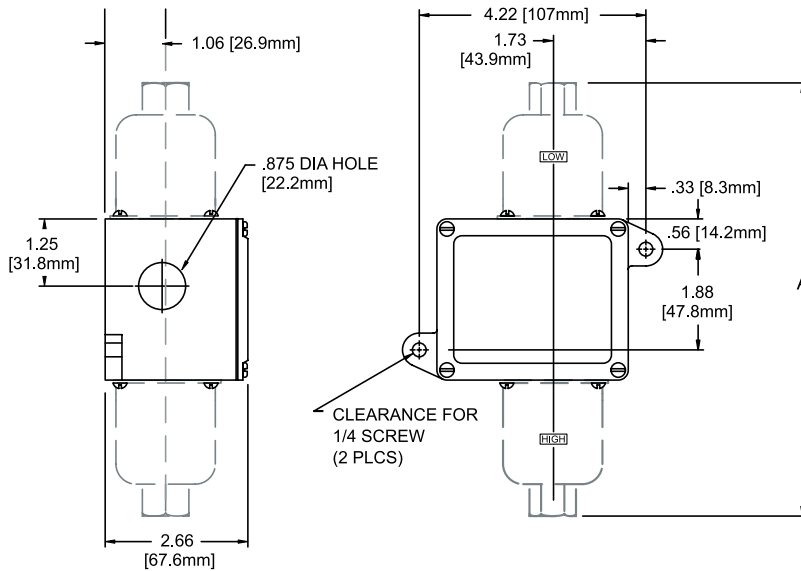


## DIMENSIONAL DRAWINGS

Dimensional drawings for all models may be found at [www.ueonline.com](http://www.ueonline.com)

Type J21K

### INTERNAL SET POINT ADJUSTMENT

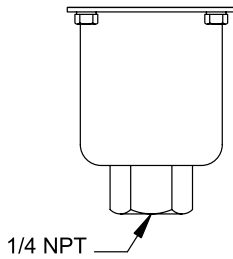


Dimension A			
Models	Inches	mm	NPT
127-16020	8.06	204.7	1/4
S127B-16021	8.86	225.0	1/2
232	6.53	165.9	1/4
254	6.50	165.1	1/4
357	6.88	174.8	1/4

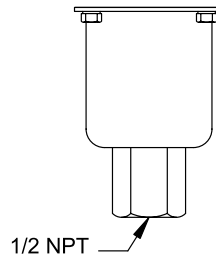
All dimensions stated in inches (millimeters)

### PRESSURE SENSORS

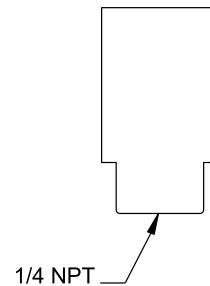
Model 127-16020



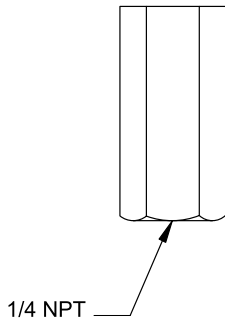
Model S127B-16021



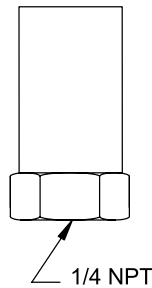
Model 232



Model 254



Model 357



#### Reading Office

Cutbush Park, Danehill, Lower Earley,  
Reading, Berkshire. RG6 4UT. UK.  
Tel: +44 (0)118 9311188  
Email: [info@able.co.uk](mailto:info@able.co.uk)

#### Aberdeen Office

Unit 6 Airside Business Park, Kirkhill Industrial Estate,  
Dyce, Aberdeen. AB21 0GT. UK.  
Tel: +44 (0)1224 725999  
Email: [ab@able.co.uk](mailto:ab@able.co.uk)

Internet: [www.able.co.uk](http://www.able.co.uk)  
e-procurement: [www.247able.com](http://www.247able.com)  
Registered in England No: 01851002  
VAT No: GB 417 2481 61





## RECOMMENDED PRACTICES AND WARNINGS

United Electric Controls Company recommends careful consideration of the following factors when specifying and installing UE pressure and temperature units. Before installing a unit, the Installation and Maintenance instructions provided with unit must be read and understood.

- To avoid damaging unit, proof pressure and maximum temperature limits stated in literature and on nameplates must never be exceeded, even by surges in the system. Operation of the unit up to maximum pressure or temperature is acceptable on a limited basis (e.g., start-up, testing) but continuous operation must be restricted to the designated adjustable range. Excessive cycling at maximum pressure or temperature limits could reduce sensor life.
- A back-up unit is necessary for applications where damage to a primary unit could endanger life, limb or property. A high or low limit switch is necessary for applications where a dangerous runaway condition could result.
- The adjustable range must be selected so that incorrect, inadvertent or malicious setting at any range point cannot result in an unsafe system condition.
- Install unit where shock, vibration and ambient temperature fluctuations will not damage unit or affect operation. When applicable, orient unit so that moisture does not enter the enclosure via the electrical connection. When appropriate, this entry point should be sealed to prevent moisture entry.
- Unit must not be altered or modified after shipment. Consult UE if modification is necessary.
- Monitor operation to observe warning signs of possible damage to unit, such as drift in set point or faulty display. Check unit immediately.
- Preventative maintenance and periodic testing is necessary for critical applications where damage could endanger property or personnel.
- Electrical ratings stated in literature and on nameplate must not be exceeded. Overload on a switch can cause damage, even on the first cycle. Wire unit according to local and national electrical codes, using wire size recommended in installation sheet.
- Do not mount unit in ambient temp. exceeding published limits.

## LIMITED WARRANTY

Seller warrants that the product hereby purchased is, upon delivery, free from defects in material and workmanship and that any such product which is found to be defective in such workmanship or material will be repaired or replaced by Seller (Ex-works, Factory, Watertown, Massachusetts. INCOTERMS); provided, however, that this warranty applies only to equipment found to be so defective within a period of 24 months from the date of manufacture by the Seller. Seller shall not be obligated under this warranty for alleged defects which examination discloses are due to tampering, misuse, neglect, improper storage, and in any case where products are disassembled by anyone other than authorized Seller's representatives. EXCEPT FOR THE LIMITED WARRANTY OF REPAIR AND REPLACEMENT STATED ABOVE, SELLER DISCLAIMS ALL WARRANTIES WHATSOEVER WITH RESPECT TO THE PRODUCT, INCLUDING ALL IMPLIED WARRANTIES OF MERCHANTABILITY OR FITNESS FOR ANY PARTICULAR PURPOSE.

## LIMITATION OF SELLER'S LIABILITY

SELLER'S LIABILITY TO BUYER FOR ANY LOSS OR CLAIM, INCLUDING LIABILITY INCURRED IN CONNECTION WITH (I) BREACH OF ANY WARRANTY WHATSOEVER, EXPRESSED OR IMPLIED, (II) A BREACH OF CONTRACT, (III) A NEGLIGENT ACT OR ACTS (OR NEGLIGENT FAILURE TO ACT) COMMITTED BY SELLER, OR (IV) AN ACT FOR WHICH STRICT LIABILITY WILL BE INPUTTED TO SELLER, IS LIMITED TO THE "LIMITED WARRANTY" OF REPAIR AND/OR REPLACEMENT AS SO STATED IN OUR WARRANTY OF PRODUCT. IN NO EVENT SHALL THE SELLER BE LIABLE FOR ANY SPECIAL, INDIRECT, CONSEQUENTIAL OR OTHER DAMAGES OF A LIKE GENERAL NATURE, INCLUDING, WITHOUT LIMITATION, LOSS OF PROFITS OR PRODUCTION, OR LOSS OR EXPENSES OF ANY NATURE INCURRED BY THE BUYER OR ANY THIRD PARTY.

*UE specifications subject to change without notice.*

## U.S. SALES OFFICES

United Electric Controls  
31 Old Stage Road  
Hampton Falls, NH 03844  
Phone: 617-899-1132  
email: [northeastsales@ueonline.com](mailto:northeastsales@ueonline.com)

United Electric Controls  
28 N. Wise Ave.  
Freeport, IL 61032  
Phone: 815-341-2588  
email: [midwestsales@ueonline.com](mailto:midwestsales@ueonline.com)

United Electric Controls  
1022 Vineyard Drive  
Conyers, GA 30013  
Phone: 770-335-9802  
email: [southeastsales@ueonline.com](mailto:southeastsales@ueonline.com)

United Electric Controls  
5829 Grazing Court  
Mason, OH 45040  
Phone: 513-535-5486  
email: [midatlanticsales@ueonline.com](mailto:midatlanticsales@ueonline.com)

United Electric Controls  
102 Salazar Court  
Clayton, CA 94517  
Phone: 925-408-5997  
email: [westcoastsales@ueonline.com](mailto:westcoastsales@ueonline.com)

United Electric Controls  
27 Summit Terrace  
Sparta, NJ 07871  
Phone: 973-271-2550  
email: [easternsales@ueonline.com](mailto:easternsales@ueonline.com)

United Electric Controls  
33018 Weatherby Court  
Fulshear, TX 77441  
Phone: 832-457-6138  
email: [southwestsales@ueonline.com](mailto:southwestsales@ueonline.com)

## CANADA

EASTERN  
68 Mosley Crescent  
Brampton, Ontario  
Canada L6Y 5C8  
Phone: 905-455-5131  
FAX: 905-455-5131

## INTERNATIONAL OFFICES

CHINA  
United Electric Controls, *Shanghai Office*  
Room 1011, 10th Flr,  
Huai Hai Zhonghua Building  
No. 885, Renmin Road, Luwan District  
Shanghai 200010, P.R. China  
Phone: +8621-6255 8059  
email: [chinasales@ueonline.com](mailto:chinasales@ueonline.com)

United Electric Controls, *Beijing Office*  
Block B, Room 1102,  
Caizhi International Building, No. 18  
Zhong Guancun East Road, Haiden District  
Beijing, China 100080  
Phone: +86 (-10) -62800956  
email: [beijingsales@ueonline.com](mailto:beijingsales@ueonline.com)

EUROPE  
United Electric Controls  
05-806 Komorow  
Kujawska 5, Poland  
Phone: +48 22 499 4804  
email: [easterneuropesales@ueonline.com](mailto:easterneuropesales@ueonline.com)

INDIA  
United Electric Controls  
402, Aries Avenue - 1,  
58-United Colony  
Sama, Baroda, India 390 008  
Phone: +91 (-265) -3191711  
email: [indiasales@ueonline.com](mailto:indiasales@ueonline.com)

ASIA-PACIFIC  
United Electric Controls, Far East  
No. 1-2-2, 2nd Floor  
Jalan 4/101C  
Cheras Business Centre  
Batu 5, Jalan Cheras  
56100 Kuala Lumpur, Malaysia  
Phone: 603-9133-4122  
email: [fareastsales@ueonline.com](mailto:fareastsales@ueonline.com)

MEXICO  
United Electric Controls  
Zacatecas # 206, Suite 20  
Col Guadalupe CP 89120  
Tampico, Tamaulipas Mexico  
Phone: 833-132-3726  
email: [latinamericasales@ueonline.com](mailto:latinamericasales@ueonline.com)

RUSSIA & SCANDINAVIA  
United Electric Controls, Moscow  
Kuusinena str., 19A, Office 310  
Moscow, 125252, Russia  
Phone: +7 (095) 792-88-06  
email: [russiansales@ueonline.com](mailto:russiansales@ueonline.com)



UNITED ELECTRIC  
CONTROLS

180 Dexter Avenue, P.O. Box 9143  
Watertown, MA 02471-9143 USA  
Telephone: 617 926-1000 Fax: 617 926-2568  
<http://www.ueonline.com>

CP03121500

### Reading Office

Cutbush Park, Danehill, Lower Earley,  
Reading, Berkshire. RG6 4UT. UK.  
Tel: +44 (0)118 9311188  
Email: [info@able.co.uk](mailto:info@able.co.uk)

### Aberdeen Office

Unit 6 Airside Business Park, Kirkhill Industrial Estate,  
Dyce, Aberdeen. AB21 0GT. UK.  
Tel: +44 (0)1224 725999  
Email: [ab@able.co.uk](mailto:ab@able.co.uk)

Internet: [www.able.co.uk](http://www.able.co.uk)  
e-procurement: [www.247able.com](http://www.247able.com)  
Registered in England No: 01851002  
VAT No: GB 417 2481 61

