



“Piston Type” Differential Pressure Gauges Switches & Transmitters Model 124

A low cost differential pressure gauge for use in measuring the pressure drop across filters, strainers, separators, valves, pumps, chillers, etc., and for local flow indication and control.



Model 124
0-150 PSID
2-1/2" Dial

- Simple, rugged, compact design.
- Working pressure up to 10,000 PSIG (690 bar)
- Over-range protection to maximum pressure.
- Body materials: 316L Stainless Steel with 316 stainless steel internals.
- Weather-resistant construction standard.
- Shatter resistant acrylic lens.
- Variety of Dial type and Sizes: 2-1/2", 3-1/2" & 4-1/2"
- Available DP Ranges: Inches H₂O, PSID, bar, and Kpa
- 1/4" FNPT & 1/2" FNPT Process Connections
- Multiple mounting options available
- Temperature Limits: -40°F(-40°C) to +200°F(+93°C)
- Transmitter Option: -20°F(-28°C) to +150°F(+65°C)



Model 124
0-75 PSID Shown with
End Connections & Transmitter

Due to precision sizing of piston and body bore, leakage across piston will not exceed 15 SCFH air at 100 PSID at ambient temperature.



Model 124
0-300 PSID 4-1/2" Dial

An optional maximum indication follower pointer provides automatic indication of maximum differential occurring during a time period or system cycle. Reversed pressure ports are optionally available to facilitate installation and readability depending on which side of a filter, etc., the instrument must be installed.

Model	Body Material	Accuracy	Min. ΔP Range	Max. ΔP Range	MWP PSIG (Bar)	Switch Options
124	316L Stainless Steel	±3/2/3%	0-5 PSID (0-0.35 bar) 0-150 PSID (0-10.0 bar)	0-110 (0-7.0 bar) 0-400 (0-27.0 bar)	10,000 (690)	1 & 2 switch Hermetically Sealed or 4-20 mA Transmitter

Proof Pressure: Two times rated working pressure at ambient temperature

Standards: Model 124 gauge either conforms to and/or is designed to the requirements of the following standards:

ASME B1.20.1	NACE MR0175
ASME B40.100	NEMA Std. No. 250
CSA-C22.2 No. 14.25 and 30	SAE J514
EN-61010-1	UL Std. No. 50,508 and 1203

Reading Office

Cutbush Park, Danehill, Lower Earley,
Reading, Berkshire. RG6 4UT. UK.
Tel: +44 (0)118 9311188
Email: info@able.co.uk

Aberdeen Office

Unit 6 Airside Business Park, Kirkhill Industrial Estate,
Dyce, Aberdeen. AB21 0GT. UK.
Tel: +44 (0)1224 725999
Email: ab@able.co.uk

Internet: www.able.co.uk
e-procurement: www.247able.com
Registered in England No: 01851002
VAT No: GB 417 2481 61



“Piston Type” Differential Pressure Gauge Switch & Transmitter Options Models 120, 122, 123 & 124



The Model 120-124 Series DP gauges are available with one or two hermetically sealed reed switches or 4-20mA transmitter depending on model. (See chart below)

The switches are adjustable (see table for adjustment range) within a defined percentage of the full scale range of the gauge and are available in SPDT and SPST, normally open or normally closed configurations for various load power ratings. The switches can be set to activate or deactivate on rising or falling pressure.

The standard reed switch is enclosed in a weather-resistant plastic housing. Adjustment of the switch setting is made with an external screw adjustment.

The switch functionality will be different for gauges with bi-directional operation for positive and negative delta pressure. For example a SPDT switch with positive .P applied to the gauge, the red wire will be N.O. and the black will be N.C.. For negative .P the functionality will be reversed.

Location for a single SPDT (grommet or conduit) switch will be on the bottom of the gauge body for a normal port and on the top for a reverse port. Locations for a single SPST (grommet or conduit) N.O. or SPST N.C. switch will be on the bottom and top respectively for a normal port gauge. The locations will be reversed for a reverse port gauge.

A non-indicating (no dial) differential pressure switch is also available.

Hazardous Location switches are 3rd Party Certified Class I Div 2 or Class I Div 1 dependant on type of switch. Listings are for the entire design and not just the enclosure. Standard and weatherproof units are CE marked for conformance with the Low Voltage Directive to harmonized standard EN 61010-1.

Transmitters feature Microprocessor based, external zero interface, 8-28 Vdc loop powered, 2 wire interface. Standard output of 4-20mA with a max loop resistance of 1000 Ohms.

Model	•120, ^122,+123, +124	•120,^122, •123, +124	•120, ^122,+123, +124	•120, •123,•124	•120, •123,•124	121, 124 4-20mA
Type	SPDT	SPDT	SPST NO	SPST NC	SPST NO/NC	
Power	3 W	60 W	60 W	60 W	60 W	4-20 mA Loop Power
Max Current	0.25 Amps	1.0 Amps	3.0 Amps	3.0 Amps	3.0 Amps	8-28 VDC Loop Powered 2-Wire interface
Max Voltage VAC/VDC	125	240	240	240	240	1000 Ohm max Loop resistance at 28 vdc
Setting Full Scale	•10-90%	•25-100%	•25-95%	•25-95%	•25-95%	20-100%
	^10-100%	^25-100%	^25-100%			
	+15-90%		+25-95%			
Hysteresis (Max / Norm)	10% / 5% (FS)	20% / 13% (FS)	15% / 8% (FS)	15% / 8% (FS)	15% / 8% (FS)	N/A
Repeatability	1% F.S.	1% F.S.	1% F.S.	1% F.S.	1% F.S.	1% F.S
Leads 22 Awg	(3) 24"	(3) 24"	(2) 24"	(2) 24"	(2) 24"	N/A



Standard Dial Ranges: Model 120, 122, 123, 124

Range Type			
PSID	Kpa	Bar	Dual Scale
0-5 PSID	0-35 Kpa	0-1.0 Bar	0-5 PSID & 0-0.35 Kg/Cm2
0-10 PSID	0-70 Kpa	0-1.6 Bar	0-5 PSID & 0-35 KPA
0-15 PSID	0-100 Kpa	0-2.0 Bar	0-10 PSID & 0-0.7 BAR
0-20 PSID	0-160 Kpa	0-2.5 Bar	0-10 PSID & 0-0.7 KG/CM2
0-25 PSID	0-250 kpa	0-4.0 Bar	0-10 PSID & 0-70 KPA
0-30 PSID	0-400 Kpa	0-6.0 Bar	0-100 PSID & 0-7 BAR
0-50 PSID	0-600 Kpa	0-7.0 Bar	0-100 PSID & 0-7 KG/CM2
0-60 PSID	0-700 Kpa		0-100 PSID & 0-700 KPA
0-75 PSID			0-15 PSID & 0-1 BAR
0-100 PSID			0-15 PSID & 0-1 KG/CM2
0-110 PSID			0-15 PSID & 0-100 KPA
**0-150 PSID			0-20 PSID & 0-1.4 BAR
**0-200 PSID			0-20 PSID & 0-140 KPA
**0-250 PSID			0-25 PSID & 0-1.75 BAR
**0-300 PSID			0-25 PSID & 0-1.75 KG/CM2
**0-400PSID			0-25 PSID & 0-175 KPA
			0-30 PSID & 0-2 BAR
			0-30 PSID & 0-2 KG/CM2
Bi-Directional	Bi-Directional	Bi-Directional	
5-0-5 PSID	40-0-40 Kpa	0.4-0-0.4 Bar	0-30 PSID & 0-200 KPA
10-0-10 PSID	60-0-60 Kpa	0.6-0-0.6 Bar	0-50 PSID & 0-3.5 BAR
15-0-15 PSID	100-0-100 Kpa	1-0-1 Bar	0-50 PSID & 0-3.5 KG/CM2
20-0-20 PSID	160-0-160 Kpa	1.6-0-1.6 Bar	0-50 PSID & 0-350 KPA
25-0-25 PSID	250-0-250 Kpa	2.5-0-2.5 Bar	0-75 PSID & 0-500 KPA
30-0-30 PSID	400-0-400 Kpa	4-0-4 Bar	
50-0-50 PSID	600-600 Kpa	6-0-6 Bar	
60-0-60 PSID			
100-0-100 PSID			

Bi-Directional ranges available for Model 120 4-1/2" Dials only.

The above mentioned ranges are some of the most popular requested today. Mid-West Instrument can provide special un-cataloged dial range requirements. As well as multiple scale dials, multiple color dials and special decals. Please consult factory for complete information.

Model	Min. ΔP Range	Max. ΔP Range
120	0-5 PSID (0-0.35 bar)	0-110 PSID (0-7 bar)
122	0-5 PSID (0-0.35 bar)	0-100 PSID (0-7 bar)
**123	0-150 PSID (0-10 bar)	0-400 PSID (0-27.0 bar)
**124	0-5 PSID (0-0.35 bar) 0-150 PSID (0-10 bar)	0-110 PSID (0-7 bar) 0-400 PSID (0-27.0 bar)

Proof Pressure: Two times rated working pressure at ambient temperature

Temperature Limits: -40°F(-40°C) to +200°F(+93°C)

Transmitter Option: -20°F(-28°C) to +150°F(+65°C)

These limits are based on the entire instrument being saturated to these temperatures. System (process) temperatures may exceed these limitations with proper installation. Contact our customer service representative for details.

Standards: Model 120 -124 Series gauges either conform to and/or are designed to the requirements of the following standards:

ASME B1.20.1

NACE MR0175

ASME B40.100 Grade B

NEMA Std. No. 250


Reading Office

Cutbush Park, Danehill, Lower Earley,
Reading, Berkshire. RG6 4UT. UK.
Tel: +44 (0)118 9311188
Email: info@able.co.uk

Aberdeen Office

Unit 6 Airside Business Park, Kirkhill Industrial Estate,
Dyce, Aberdeen. AB21 0GT. UK.
Tel: +44 (0)1224 725999
Email: ab@able.co.uk


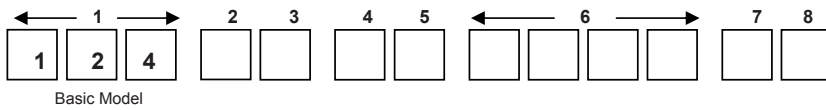
Internet: www.able.co.uk
e-procurement: www.247able.com
Registered in England No: 01851002
VAT No: GB 417 2481 61



Standard Model Specification: 124-SA-00-00

10,000 PSIG Working Pressure, 316L Stainless Steel Body, Stainless Steel Piston, Ceramic Magnet, Buna-N Seals, 1/4" FNPT Back Connections, 2-1/2" round dial, Engineered Plastic Case with Shatter Resistant Acrylic Lens, Accuracy ±3/2/3% Full Scale (Ascending)

Mid-West Instrument Range: 0-5 PSID to 0-110 PSID (0-35 bar to 0-7.0 bar)
1-800-648-5778 Range: 0-150 PSID to 0-400 PSID (0-10.3 bar to 0-27.5 bar) (End connections only)



2	Material
S	316 S.S Body / Stainless Steel Piston
Z	Special (Un-coded Options)
3	Dial Size & Type
A	2-1/2" Round Uni-Directional Dial w/Engineered Plastic Dial Case
C	4-1/2" Round Uni-Directional Dial w/Engineered Plastic Dial Case
E	3-1/2" Round Uni-Directional Dial w/Anodized Aluminum Housing Dial Case
G	4-1/2" Round Uni-Directional Dial w/Anodized Aluminum Housing Dial Case
T	Non-Indicating DP Switch Only
Z	Special (Un-coded Options)
4	Seal Materials
0	Buna-N (Standard)
1	Viton®-A Registered Trademark of Dupont
5	Ethylene Propylene
9	Special (Un-coded Options)
5	Process Connections
0	1/4" FNPT Back Connections (Standard)
2	1/4" FNPT End Connections
4	1/2" FNPT End Connections
9	Special (Un-coded Options)

Factory preset switches at no charge (Specify Setting)

Standard Model Specifications – continued Model 124

6	Additional Options
O	NONE
A	Reversed High / Low Process Connections (Not available with switch or transmitter)
E	Two (2) 1/4-20 Mounting Holes
F	Carbon Steel 2" Pipe Mounting Kit
G	Stainless Steel 2" Pipe Mounting Kit
K	1/2" FNPT S.S. Adapter (Back Connections Only)
L	Liquid Fill (4-1/2" available with "G" option Aluminum Dial Case only) (not available with shatter proof lens)
M	Maximum Indicator Follower Pointer (Not available with Liquid fill) (not available with shatter proof lens)
N	NACE
S	Shatter Proof Glass Lens (only available with 4-1/2" option "G" Aluminum Dial Case) (not available w/shatter proof lens)
T	Oxygen Cleaning
U	Stainless Steel Tag with S.S. Wire
W	Wall Mount Kit (Not available with back connections)
Z	Special (Un-coded Options)
NOTE: Not All Options Available in Combination with other Options	
7	Electrical Configurations (CE marked, except E, F)
O	NONE
C	One (1) Reed switch in NEMA 4X/IP65 Plastic enclosure with terminal strip (1/2" FNPT Conduit Connection)
D	Two (2) Reed switches in NEMA 4X/IP65 Plastic enclosure with terminal strip (1/2" FNPT Conduit Connection)
T	4-20 mA Transmitter in NEMA 4X/IP65 Plastic enclosure with terminal strip (1/2" FNPT Conduit Connection) Temperature Limit: -20°F(-28°C) to +150°F(+65°C)
Z	Special (Un-coded Options)
8	Electrical Specifications (For Resistive Loads)
A	SPDT 3W, 0.25 Amp, 125 VAC/VDC (standard) (Switch adjustable range of 15-90%)
E	SPST 60W, 3.0 Amp, 240 VAC/VDC (Normally Open) (Switch adjustable range of 25-95%)
F	SPST 60W, 3.0 Amp, 240 VAC/VDC (Normally Closed) (Switch adjustable range of 25-95%)
G	SPST 60W, 3.0 Amp, 240 VAC/VDC (1) Normally Open, (1) Normally Closed (Switch adjustable range of 25-95%)
T	4-20 mA Transmitter (8-28 VDC Loop Power) (±2% accuracy from 20% to 100% of scale. Ascending)
Z	Special (Un-coded Options)

MID-WEST INSTRUMENT has been serving a variety of industries (Power, Chemical, Petro-Chemical, HVAC, Water Filtration etc...) for over 50 years. Over 700,000 piston type units have been produced bearing the Mid-West name or private branded for our OEM customers!

Mid-West understands that in today's demanding environment, flexibility, quick response time and the ability to ship most of our product line in 2 weeks or less is essential to our customers. Standard configurations can be customized and modified to suit our customer's needs for ease of installation or retrofit.

If you are in need of additional information please visit our web site at www.midwestinstrument.com or contact us toll free at **1-800-648-5778** and one of our knowledgeable sales coordinators will be happy to assist you...

Reading Office

Cutbush Park, Danehill, Lower Earley,
Reading, Berkshire. RG6 4UT. UK.
Tel: +44 (0)118 9311188
Email: info@able.co.uk

Aberdeen Office

Unit 6 Airside Business Park, Kirkhill Industrial Estate,
Dyce, Aberdeen. AB21 0GT. UK.
Tel: +44 (0)1224 725999
Email: ab@able.co.uk

Internet: www.able.co.uk
e-procurement: www.247able.com
Registered in England No: 01851002
VAT No: GB 417 2481 61

